



WIRED THERMOSTAT

Color graphic interface with capacitive screen for controlling zones in DZK systems. Powered by Main Control Board. Finished in steel and glass.

Functionalities:

- Available languages: English, French and Spanish.
- Control of set point temperature. Displayed in 1°F/0.5°C increments.
- Configurable set point range for Cooling and Heating.
- Auto changeover mode can automatically change to cool/heat mode at set point $\pm 1^\circ\text{F}/0.5^\circ\text{C}$ (can be configured from 0 to 7°F using field settings) with a guard timer of 15, 30, 60 or 90 minutes.
- Room temperature and relative humidity measurement of the zone.
- Operation mode, user mode and airflow control (*Only Main Wired Thermostat*).
- Timer function.
- Time schedules programming.
- Remote access to other zones of the system.
- Configurable as Main or Zone thermostat.

DZK-MTS-3



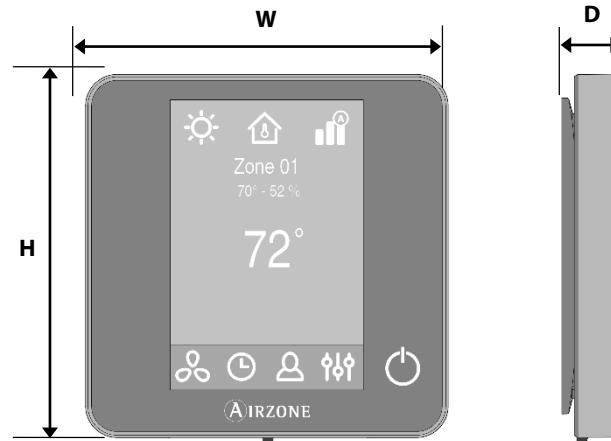
Rev. 1.00

10-2016



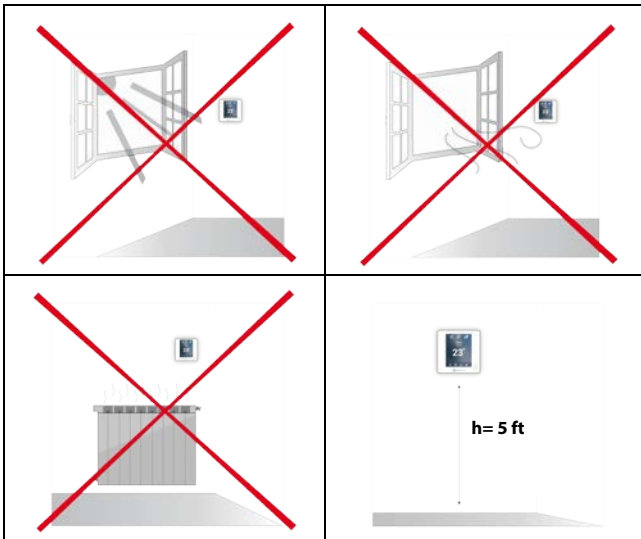
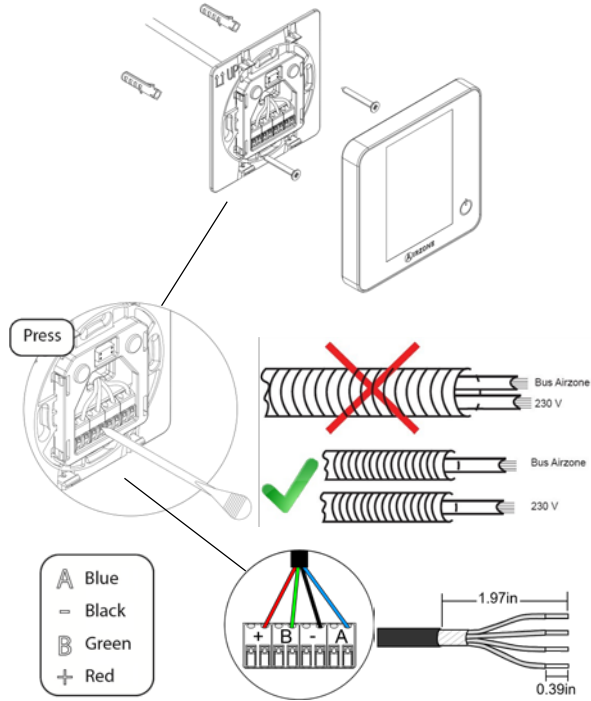
TECHNICAL SPECS

Power supply and consumption	
Type of power supply	Vdc
V max	12 V supplied from the Main Control Board
I max	145 mA
Stand-by consumption	0.876 W
Connection and communications	
Shielded twisted pair	AWG 20 – 4 wired
Maximum wiring length (Control board to thermostat)	130 ft (40 m)
Operating temperatures	
Storage	-4 to 158°F (-20 to 70 °C)
Operation	32 to 122°F (0 to 50°C)
Operating humidity range	5 to 90% (non-condensing)
Set-point temperature range	59 to 86°F (15 to 30°C)
Reading accuracy	$\pm 1^\circ\text{F}$ ($\pm 0.5^\circ\text{C}$)
Display accuracy	$\pm 1^\circ\text{F}$ ($\pm 0.5^\circ\text{C}$)
Relative humidity	$\pm 4\%$
Mechanical aspects	
Assembly	Surface through support
Protection class	IP 20
Type of probe	Airzone_NTC_10K
Weight (Mass)	0.44 lb (198 g)
Dimensions (WxHxD)	3.62x3.62x0.62 inch (92x 92x15.85 mm)

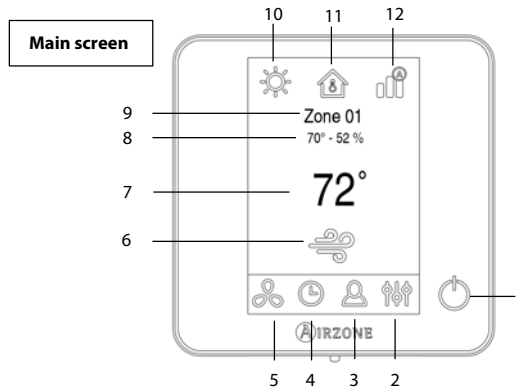




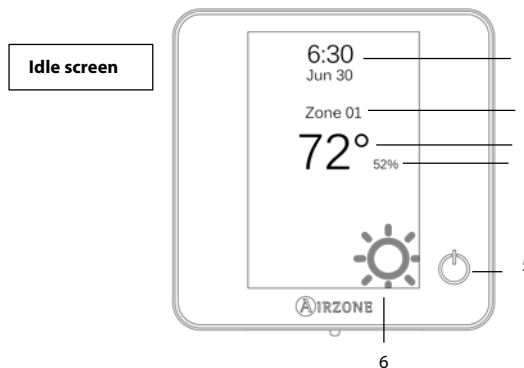
ASSEMBLY



FUNCTIONALITIES



N°	Meaning	Action
1	On/Off	On/off for the zone
2	Zone settings	Access to zone parameters
3	User settings	Access to user settings menu
4	Time schedules	Access to time schedules menu
5	Local ventilation	Enable / disable the local ventilation
6	Zone demand	Displayed when the zone is calling for demand
7	Set-point temperature	Change the set-point temperature
8	Room temperature and humidity percentage	Displays the room temperature and the relative humidity in the zone
9	Current zone	Access to remote zone control
10	Operation mode	Access to operation mode menu (<i>Main only</i>)
11	User mode	Access to User mode menu (<i>Main only</i>)
12	Airflow control	Access to Airflow control menu (<i>Main only</i>)

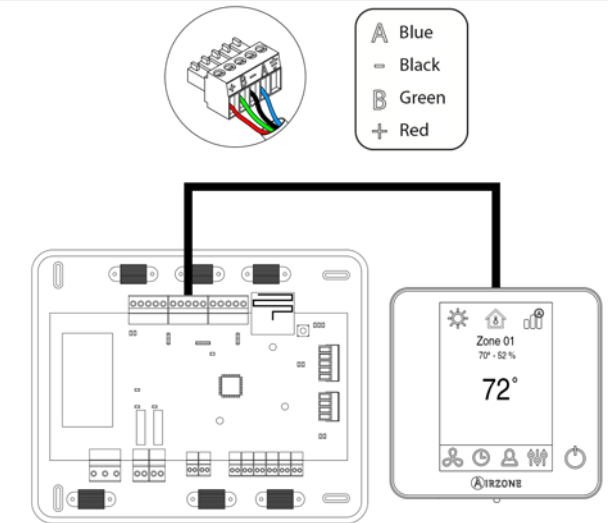


N°	Meaning	Action
1	Date and time	Displays the current date and time
2	Current zone	Displays the name of the current zone
3	Room temperature	Displays the room temperature
4	Humidity percentage	Displays the percentage of room humidity
5	On/Off	On/off for the zone
6	Operation mode	Displays the current operation mode



CONNECTION

Note: Do not connect the "-" pole to the "+" terminal. It may damage the device.



EXCEPTION CODES

	Meaning
Error 1	Communication error with the main controller
Error 5	Temperature sensor is open
Error 6	Temperature sensor is short circuited
Error 8	Wireless Lite thermostat not found
Error 9	Communications error between the Daikin Interface Board and the system
Error 10	Communication error between the DZK BACnet Interface and the system
Error 11	Communication error between the Daikin Interface Board and the Daikin indoor unit

Note: Refer to the DZK installation manual for troubleshooting steps.